



CON TEMPO RARY HOME

A Guide to Furnishing Your Home
Vol 2 · \$7.95 · In Partnership with

sklar

FURNISHINGS®

**Weave
Some Magic** P6



**Trade Secrets
& Design Tips** P10



**Creating a
Bedroom Retreat** P16



reflexangelo.com



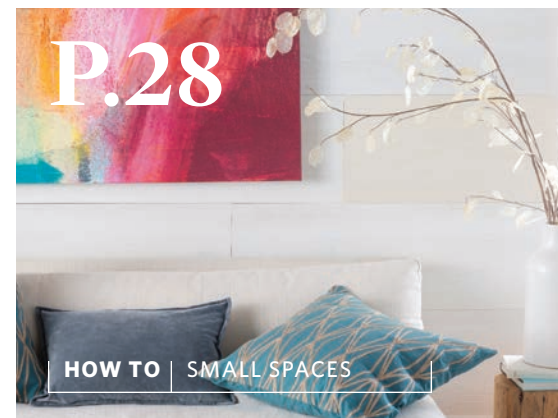
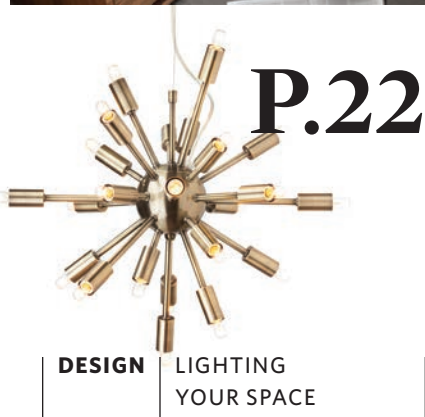
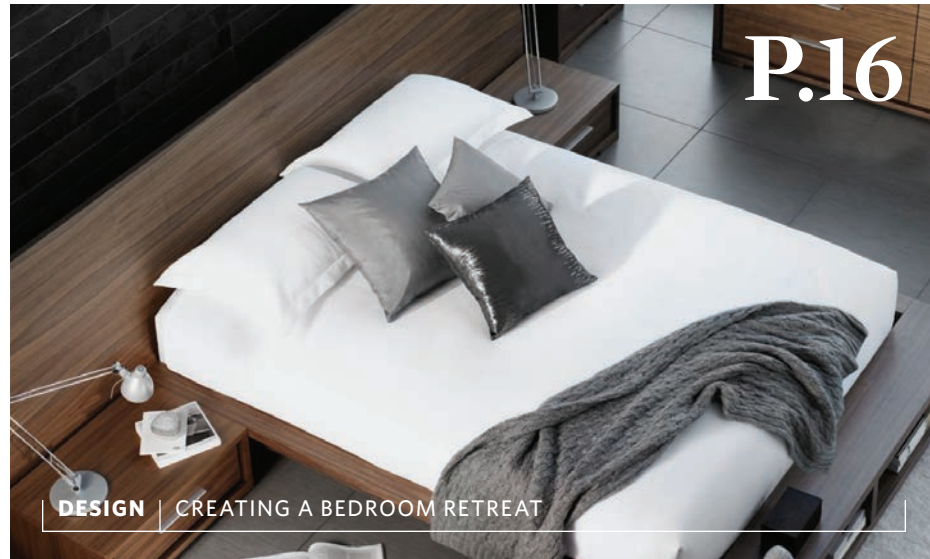
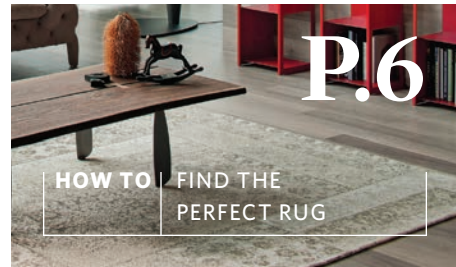
Il Loft

illoft.com

Inside

Visit contemporaryhome.com

Published by Evoke Solutions Inc. / Contemporary Home Magazine.
© 2015. All rights reserved. The content contained within may not be reproduced without the expressed written consent of the publishers.



➔ **Pat & Rick Howard**
Co-owners of Sklar
Furnishings invite you to
visit their showroom.



Check Out
Our Great Style
Guide Online

➔ [www.sklar
furnishings.com](http://www.sklarfurnishings.com)

Welcome

On behalf of the entire Sklar Furnishings team, we welcome you to our second annual Contemporary Home magazine. Inside you will find ideas and information meant to inspire you and help you create the home of your dreams. Our talented Design Associates will help make the process both enjoyable and rewarding.

We realize our clients are unique and particular, and we strive to be as well. We shop the world with an emphasis on design integrity, and have assembled a collection of furniture and accessories you will not find anywhere else but here at Sklar Furnishings.

Our tagline “Your Space. Your Lifestyle. Your Choice.” captures our core philosophy of providing each and every client with the right combination of product ideas, color dynamics, and textural solutions so they can realize their vision for their home. We are passionate about design and whether your space is large or small, residential or commercial, local or in another state, our team can bring your dream to life. To complement our furniture and accessories, we offer window coverings, wall treatments, flooring and built-ins – we can truly be your one-stop shopping for your dream home. Your Designer

and our whole team will stay with you throughout the design process – from conception to the big reveal!

Please enjoy this publication – we invite you to visit our showroom and see how beautiful your home can be. We look forward to welcoming you into the Sklar family.

Pat & Rick Howard

HAVE YOUR CAKE
RED WINE, PETS
DIRTY SHOES
CRAYONS
MILK
PEACHES
BUTTER
CORN
CRAYON "ART"
ANDEATIT TOO



ultrasuede[®]

Ultrasuede[®] fabric is available in 97 Easy-to-Clean colors for sofas, chairs, ottomans and more.
Find a store at contemporarydesign.com and ask for Ultrasuede[®] by name.

American Leather's Niagara Chair shown here in Ultrasuede[®] HP Orange



Weave Some Magic

Tie a room together effortlessly with the perfect rug.

Table Talk
Define a dining area with an area rug, but leave enough room to push the chairs back.

Be Graphic
Rugs can be works of art. If your furnishings are mostly neutrals, try a graphic pattern for added pop.

Did You Know?

Having two area rugs exactly the same size and dimensions in adjoining areas actually makes the space look smaller. Choose different sizes or dimensions, such as one square rug, and the other a rectangular shape.



We've all fallen in love with the open plan home, be it a modern condo, artsy loft or traditional house. Gone are the days when the cook was isolated in the kitchen, cut off from all the conversation. But with the absence of walls, comes the challenge of defining space: how do you create zones for work and play, socializing and dining without so many room divisions?

Floor Them
Use a rug to tie your color theme from one room to another.

Enter the Magic Carpet

Rugs define spaces, accent areas, and can even delineate functions. A sisal rug or colorful pieces of modular carpet can indicate boundaries for kids at play. A beautiful area rug can pull an intimate conversation area together, adding dimension and interest. And a runner can create a hallway, as well as protect a gleaming wood floor.

The Ground Beneath Your Feet

Whether you have hardwood, concrete, tile floors, or even wall-to-wall carpeting, area rugs can soften the impact of your footsteps, as well as working as an integral design element. Patterned rugs can inspire a new color scheme, or compliment an existing one, and a solid color rug can ground a grouping of patterned furniture and add impact.

Size Matters

For an effortlessly inviting look, and to keep your guests from falling off the edge of their seats, make sure the rugs for your dining and seating areas are the right size. For an accent rug in the dining room, pull all the chairs away from the table as though you were finishing your meal. The rug should be large enough to keep all the legs of your chairs within the carpeted area. For living rooms, it looks best if the couch and all the chairs have all their legs within the area of the rug, with a few inches to spare on all sides. For high-traffic areas, make sure you choose a rug made of a durable, easily maintained material. Wool is actually easier to clean than silk or viscose. And sisal rugs, while inexpensive and practical for some more casual areas, do wear out more quickly.

Whether you're adding a rug to an already furnished room, or starting from the ground up, rugs can create impact, pull a room together, and inspire a color scheme you might not have otherwise considered.



BORZALINO
TAILOR-MADE ITALIAN SOFAS



borzalino.com

NUOVO
FOR INSPIRED LIVING



www.nuevoliving.com

Better by Design

Tips and tricks to bring out the interior designer in you.

Here are seven savvy solutions from our interior design team to help take the guess-work out of creating the perfect space, and help make every room in your home luxuriously livable.

In Your Comfort Zone – To break up a large space, allow for different areas of interest by creating conversational seating groupings anchored with area rugs. You can also define zones with large houseplants, bringing the outdoors inside, and adding life and improved air quality to your space.

Mirror, Mirror – Large mirrors with interesting or minimalistic frames add light – and can even double the visual look of a room. Try them in different places until you get the most light, or create an illusion of depth by facing your mirror opposite a strong focal point.

Space, the Final Frontier – Giving your furniture lots of breathing room gives the individual pieces visual focus, as well as making a room look larger. Think about what you do in the space and where the traffic flow lines are. Move furniture off of the walls, and evaluate the number of pieces in a space.

Get the Hang of It – When hanging a large piece of artwork, try centering

the picture at 57 inches from the floor. This is eye-level for most people. When creating a picture grouping, center the collection with the largest piece in the middle and work your way out on each side, varying sizes.

Information Overload – Your home should be an expression of the people who live there, but editing decorative items is key. Don't be afraid to showcase a few of your personal mementos and pictures, but narrow it down to the ones you love the most, so each piece has sufficient space around it, to give it focus and importance.

Brushes with Brilliance – If you're moving into a new home and bringing some of your existing furnishings, or if you're starting from scratch, pick the paint color last. It's easier to coordinate your paint to the color scheme of your furnishings than the other way around.

Be Bold – Try unexpected pairings and personal touches. If you don't like what you've arranged, you can always try something different. The main objective is to make you feel welcome and at home while giving your home a fresh new look. Once you've achieved that, you can sit down on your favorite chair, relax and enjoy the view!

Open Up

Enlarge your space with glass doors, and let the sun shine in.

Turn the Tables

Nesting tables are a popular trend and they save space when tucked away.

Focus Group

Tie a grouping of furniture together with one large impactful piece of art.

More trade secrets online

www.skларfurnishings.com/design-your-space/



The Big Easy

A modern ottoman as coffee table provides texture and comfort.


Be Light Hearted

Light up a hallway or entranceway with a stylish mirror.

In Your Zone

Square-backed sofas or loveseats help define areas of a room.





Color Trend

Lighting is an easy and subtle way to introduce bronze into your design palette.

Learn more at

www.sklarfurnishings.com/get-inspired



Combining Elements

Shown Everywhere in Milan was mixing materials: metal with marble, or like shown here, wood with glass.

Bold Accents

Neutrals are still trending, but adding an accent chair in a bold color can brighten up the room.

Contemporary Design Trends

There are lots of reasons to be happy about the arrival of Spring and none more so than the Milan Furniture Fair that happens once a year in April. For those of us who consider ourselves aficionados of fine contemporary furniture there are few experiences more exciting than attending this annual show.

For Rick Howard, owner of Sklar Furnishings, the experience is one where he receives the first glimpse of the colors, materials, finishes and fabrics that will grace the showroom six months to one year later. Housed in more than 14 million square feet, the fair attracts the most sophisticated retail buyers from the finest contemporary stores from around the world. The task of combing through displays of unique and breathtaking designs to select the right product mix is both daunting and exhilarating according to Howard.

It did not take too long to see that the trends from last year continue to dominate---the colors are still soft warm

neutrals but the accents are bright and cheerful - strong yellow almost in the citron family, orange, spring green, and gray. The metals are a bronze color softening to a brushed brass. The woods are still walnut, tobacco and open pored very light oak we have seen in past markets. This year there is also open pored elm which is quite unique and beautiful. Many items have used metal, wood and marble together - the coolness of the metal and marble combined with the warmth of the wood makes for a beautiful marriage in these pieces.

Another very important reason to visit this show is to find manufacturers with unique and very distinctive product. Our clientele come to our showroom expecting to find product they will not see at any other stores or in their neighbor's house. We consistently deliver this only by visiting manufacturers and forging relationships and partnerships based on mutual goals, respect and friendship. This year we found a marvelous new company run by a Mother

and son and already we have had much success with their beautiful offerings.

In the Boca Raton area the only place to find the most finely crafted trend-setting unique Italian designs for the home is Sklar Furnishings. For the discriminate homeowner, only the best will do and only Sklar Furnishings can satisfy the craving for exceptional European quality and design.



Let's make something beautiful together.



From your imagination to your home in about 30 days.

American Leather gives you more than 33 million options to create your own custom masterpiece. Expertly crafted furniture made in America.

Leather | Fabric | Crypton® | Ultrasuede® | americanleather.com



The Great Escape



Pillow Talk
Silky pillows and soft, sumptuous throws make a bed über inviting.

Princess and the Pea
With an unlimited choice of mattresses to choose from, picking the right one is essential.

Dream Away
Give your bedroom a light air with a floating bed frame and elegant sheers.

Let your bedroom express your style!



Rich and Intriguing
If you like a more lavish look, the bedroom is another place you can express your style. Hang an oversized painting or ornate mirror over your bed. Add opulence with a luxurious leather or lavish fabric headboard. Choose a rich velvet duvet and add glam with sparkling silver accent pillows. Be bold, and try richly colored walls, then top off the look with a statement chandelier. Your bedroom doesn't have to be soft and subdued if you're not!

Dreaming of the perfect bedroom retreat? Creating your own private oasis may be simpler than you think.

Pure & Simple
Who says you can't enjoy your bedroom by day? Clean lines and lots of light keep it feeling carefree.

Do you dream of cuddling in bed with a cozy fire, surrounded by your favorite pieces of art or moonlight streaming through a windowpane, turning everything it touches into magic? Sumptuous and sensual, calming and relaxing, or invigorating and inspiring, your bedroom is a place where you can express your individuality to the fullest, and create a space that's as unique as you are.

Soft and Serene
If it's peace and tranquility you crave, lean towards off-whites, neutral colors, or soothing blues and sea greens. Soften the look and feel of your bed with an upholstered headboard. Or for that truly lazy-day-in-heaven feeling, hang light drapery so it is 6 to 8 inches longer than it needs to be to touch the floor, and let the breezes billow you into dreamland.

Lush and Sensuous
Take a page from chic hotels; they exude lux living. And there's nothing more sensuous than high thread-count linen sheets, sumptuously soft duvets, plush pillows, and deep pile carpeting to pamper your toes. A chaise lounge or a set of velvety armchairs can add extra areas to cuddle up in comfort. And scented soy or beeswax candles and fresh fragrant flowers soothe the senses, bringing the luxury of the spa home.

Partner Problems and Solutions
If your partner needs to work on the computer late at night, creating a separate work area with a room divider or bookshelf is a clever alternative to bringing the laptop to bed. Sleeping with a sheet stealer? Try a larger bed, made up with two sets of sheets and comforters, and never fight over bed sheets again.

The Design Process



Committed to our tagline “Your Space. Your Lifestyle. Your Choice.”, the Sklar Furnishings Design Team are always excited to take you through the Design Process. Whether it is as simple as choosing a new carpet and accessories or a complete redo of a home or condo we know how to make it happen — and to make it happen so you can realize your vision and your dream.

It all starts when you enter our showroom — you will be assigned to one of our talented Design Associates and as you stroll through our 23,000 square foot showroom, you will be able to discuss what it is you are looking for — from “just looking” to specifics like “a bright red chair”, your needs and your wants are always in the forefront — this is your dream after all not ours.

Next, your Designer will come to the home and analyze your space, always taking into consideration any existing furniture or pieces you want to incorporate into the final design. The Designer may use an existing floor plan or take measurements while there — space planning, balance, and comfort are all equally important in the finished look. This is the perfect time to discuss budget, how you see the space (if you are here only seasonally, if you will use it as a rental, or if this is the final house you want to live in) and what colors and styles make you happy.

Your Designer will come back to the store and get started on making your

dream a reality — this is what they love to do and why they are in this business. Based on all of the information you gave to them, they will put together a detailed floor plan which includes furniture, fabrics, finishes, and even paint and wallpaper colors. In the last several years, we have expanded our services that — if need be — we can offer complete renovation services and in this capacity, the Sklar Designer can oversee installation of all products and finishes.

The excitement should be building now. Next is the presentation of the Design plan, complete with color swatches and suggestions, again based on what your Designer gleaned from spending time with you in the store and at your home. Once the overall space plan has been approved, you get to pick what table you see having dinner at, what bed you see getting into at night, and what sectional is the coziest for your family. Fun with a capital F!

While waiting for your custom pieces to arrive, your Designer will keep you updated on timing, and before you know it, our white glove delivery technicians will be at your front door ready to make that Design Plan come to life! Finish with the placement of your personal artwork, photos and accessories and your house has turned into a home! Congratulations! You have just completed the Sklar Design Process.



Getting Started
Your designer will work with you to make your dream home a reality.

So Many Options
Our design library is ever growing with fabrics, finishes, wallpaper samples and more.

Personal Attention
Your designer will be there every step of the way, from design concept to delivery.



Read more about the Design Process here:
www.sklarfurnishings.com/design-your-space/executing-your-vision/





You Really Can
Have It All

Tonellidesign

tonellidesign.com

3025 Hamp Stone Road
Siler City, NC 27344

lazarind.com
facebook.com/LazarInd

LAZAR



Transform any room with the perfect lighting mix.

Bright Ideas

See the Light
Pendant lights can be works of art as well. They create layers of light, and give the room a dramatic focus.

Have you ever walked into a home and felt instantly welcome and at ease? Where everything seemed to be in just the right place, and the space just flowed seamlessly? It may not just be the design elements that made you feel that way. Lighting plays an equally important role in defining a space and creating a mood. Here are some bright ideas to help you achieve the perfect lighting mix.

Shine On
Want to create drama in an entranceway, dazzle a dessert tray or romance the

night? The right lighting can make all the difference. Whether it's soft and magical, or bright and crisp, lighting can influence how you feel in any room. Need to focus on work? Create a task area with bright, low-level lamps that draw attention to the work area. Mellow a room with softer shades and warmer lights.

Night and Day
Create a space that does double-duty with brighter, recessed lights placed in the ceiling and softer, more intimate lighting closer to a table or chairs, so



Hang Together
Light fixtures can define the style of a room - from sleek and modern to traditional.

Perfect Touch
Lighting can create a signature look for interest, or it can work in harmony with the overall theme of your space.



you can change the feel with the flick of a dimmer switch. The bedroom should have a combination of lighting fixtures - with lower lights for reading or relaxing, and higher, ambient lighting for making the bed and dressing. Kitchen areas can also benefit from under cabinet lights in addition to overhead lights, and hanging pedestals to create a focus over eating islands.

As important as the right light fixtures, the right type of light is also key for setting the tone of the room. Both traditional and LED bulbs come

in a variety of color ratings from soft to bright, warm to cool.

In the Limelight
Lighting can also be used to define areas within a room that are used for different functions, creating cozy corners with standing or desk lamps, and spotlighting art and decorative pieces with accent lighting.

As a general rule, you can use recessed or track light for ambient illumination, wall fixtures or sconces to highlight certain areas, table lamps

for intimate spaces, task lights for workspaces, and chandeliers to create an elegant statement - in virtually any room.

The right lighting can enhance the comfort and style of your home - creating a welcoming feeling, and bringing your space to life. We welcome you to come in and speak to any of our design consultants to learn more about how to transform your home with the perfect lighting mix.



Helpful Tips


1. Layer
Create dual-duty rooms with layers of lights.

3. Working?
Use brighter task lights for work areas.

Get Your Glow On
Keep lights close to create the perfect reading spot.

2. Be Creative
Consider using chandeliers in non-traditional spaces.

4. Divide
Define different areas of a room with light.



COGETTI



Il senso dei dettagli/

A SENSE OF DETAIL

.....

In the early 1950s a group of highly skilled and experienced Italian craftsmen founded a company in Francenigo (Treviso) to produce wooden furniture. Since the beginning of the 1960s, ALF has expanded thanks to its skill in designing and manufacturing bedroom furniture and, as the market evolved over the years, ALF's foresight in meeting customers' requirements quickly allowed the company to expand its production. Today, with the partnership of **Valdesign** kitchen cabinets and **ALF+DA FRE'** lifestyle furniture, **ALF ITALIA** has further increased its global market share with an ability to coordinate furniture design elements throughout the entire home. Innovation, unbound creativity, environmental conscientious manufacturing and a flexibility of design elements are perfectly balanced with economic value, accessible to all and representative of a winning "quality-price-image" ratio, especially when compared to other products on the market. Visit our website and discover a new pride in coordinating the look of your entire Home with the "Made in Italy Quality" of ALF.



ALF (+) DA FRE'



ALF UNO S.P.A. - VIA S. PIO X 17
31018 FRANCONIGO DI GAIARINE (TV) ITALY
TEL. +39-0438 997 111 - FAX +39-0438 997 246
alf@alf.it www.alfdafre.it



COSTANTIN^{PIETRO}NI



costantinipietro.com



ALWAYS MORE
THAN MEETS THE EYE.

BDI FURNITURE IS THOROUGHLY ENGINEERED, THOUGHTFULLY
DESIGNED AND LOADED WITH USER-FRIENDLY FEATURES.

VIEW THE COMPLETE COLLECTION AT BDIUSA.COM



Small Space. Big Impact.

*Bring out the beauty
of even the smallest
rooms in your home.*

Lighten the Mood
To create the illusion of more space, use a consistent color palette and natural lighting.

When space is limited, it doesn't mean you have to compromise on style, you just need to get a bit more creative. Here are some design solutions to help you realize the potential of smaller spaces, and make the room feel and look bigger too!

Dynamic Duos
A room or single piece of furniture can serve more than one purpose, giving the space added versatility. An extension dining table can double as a work desk, a sideboard can display decorative items or serve as a casual bar. A sleeper-sofa

can eliminate the need for a separate guest room. Consider who uses the room and how. Is half of your living room being used as an office space? Use sliding panels to hide built-in office shelves. Slide-in desktop surfaces and hang artwork on the panels to create faux walls.

Sitting Pretty

Instead of a sectional sofa that may crowd a smaller room, try two facing loveseats to open up the space and the conversation. To create zones within a room, try two area rugs flanked by square-back chairs. Sometimes having multiple zones can make a room look larger too.

Resist the urge to move all of your furniture to the edges of the room to "create space". Best to arrange your furnishings in a conversational grouping to better define the room.

Vertical Integration

Placing art and shelving vertically tends to draw the eye upwards, making the room appear larger as well. Tall, slender bookcases not only maximize storage in comparison to lower shelving, but they also make the room appear more open.

Hanging drapery from ceiling height, or letting the drapery hang lower than the floor makes the room and its windows appear taller, while giving the room an elegant, relaxed feel.

Lighten Up

If you want your small space to feel cozy and intimate, use low, warmer lighting, such as table and desk lamps. For a fresh, lighter feel, use bright-white bulbs in recessed or pendant lights. To give the illusion of more light and more space, mirrors are your best and simplest design solution. Even mirrored walls are back in style, and they can instantly double the visual space in a room, and if they are hung to reflect a window with a pleasant view, can bring more of the outdoors in. Using lighter colors and sheer fabrics also gives the room a light, airy feel.

Another way to lighten up a room is with clear or translucent furnishings, such as a great set of Lucite chairs or a glass or mirrored table. These pieces look smart mixed with metal or wood, and give the illusion of space with their clear or reflective finishes.

Small Space. Smaller Scale.
Try compact versions of the same furnishings in light colors.

Expect More
Try to make every major piece in the room serve a dual purpose.



A sleeper-sofa can eliminate the need for a separate guest room.





Learn to mix and match patterns like the pros.

A Pattern For Success

➤ Tone-on-Tone
Liven up a monochrome color scheme with fun graphic patterns.

Patterns are everywhere in our homes – from pillows and curtains to armchairs and wallpaper. But sometimes achieving a seamless look by mixing and matching patterns can be daunting. Here’s a few tips to demystify the process, and have your space looking polished and picture-perfect.

Colorful Choices
If you’re starting with a blank canvas, you can get started by choosing a color that you love. Whether you are looking for a bold or a subtle look will determine how you go about selecting the complementing colors in the fabric and upholstery. For a pattern that pops, the rule of complimentary colors reigns supreme – select colors that are opposite to each other on the color wheel – think rich eggplant and amber-yellow.

➤ Be Inspired
Let the view outside your window inspire your pattern palette, and go for the green.

➤ Keep it Simple
If you have patterned rugs and other textures, consider solid tones or white for furnishings.



Choose fabrics that both look and feel great.

If you prefer a subtle use of patterns, go with tone-on-tone, using your wall color as either a foundation, or as the complement. If you have a monochromatic room, you can still vary the patterns, using shades of the same color paired with neutrals, such as white, sand or “greige” – a very popular new blending of grey and beige.

With bedding, walls and even area rugs, a solid color can ground a grouping of patterned pieces. Pick your favorite color from your patterned pieces and paint the room or a feature wall that color to give the room real impact.

Tip: The Scales
When mixing patterns that will be seen close together, such as a grouping of accent pillows, try finding fabrics with three different sized patterns – one large, one medium and one more intricate. Patterns with the same color scheme or complementary family will pull the look together.

That’s Odd
Always group an odd number of patterns together, such as a grouping of three – and make sure they complement, not clash with one another. If one piece has a strong, illustrative pattern, choose more subdued patterns to complement it, such as small stripes, plaids or tone-on-tone patterns.

Get Inspired
Anything can inspire you to find patterns you love. The colors and style of a painting or vase can be the starting point of a happy search for the perfect print. Patterns and colors from your favorite travels can bring back treasured memories, and create a look that will make you feel right at home. For example, a trip to India can awaken a color palette you may not have considered.

Start Small
If you’re still wary of making a big design mistake, just start small. Choose three or five patterned pillows first. Then, try your hand at a bedding combo. Like what you see? Soon you’ll be mixing patterns all over the house like the pro you really are!



Giving Back

Our Commitment
 We continue to return to our Mission statement, which we crafted in 2002: We will be a good neighbor and make a positive difference in the community where we live and work.



Florence Fuller Child Development Centers
 Every year, we sponsor a class during the holidays and present them with gifts.

At Sklar Furnishings, we are dedicated to being an excellent corporate neighbor by supporting the community that we work and live in to the best of our abilities. We are well aware that a community that houses a university, live theater, has excellent schools, parks and museums and a vibrant Chamber of Commerce will be one that attracts like-minded people.

All communities are home to the less fortunate as well, and we are proud to be able to support many different non-profit organizations and charities here in Palm Beach County and beyond. Whether we donate items, pledge financial support, sit on the board, or open our showroom to host events, Sklar Furnishings is happy to offer help to those organizations whose daily mission is one of service to others. Here are three of our favorites.

Habitat for Humanity
 Our staff have volunteered on home builds, and last year, we sponsored our first Habitat home.

Habitat for Humanity
 Habitat provides simple, decent, and affordable housing for deserving low-income families. They bring people together to build homes, communities and hope.

Boca Helping Hands
 From food drives, to participating in their "Bowling for Bread" event, we have been donating to Boca Helping Hands since our opening in 2002.

Florence Fuller Child Development Centers
 FFCDC's mission is to make a difference through education for economically challenged children and families to build a positive future in our community.

Boca Helping Hands
 The mission of Boca Helping Hands is to provide food and emergency assistance to meet basic human needs and long term solutions to break the cycle of dependence. Learn more about our philanthropy at www.sklarfurnishings.com/the-sklar-experience/giving-back/



THE INNOVATORS OF COMFORT™

thayercoggin.com



above: Back It Up Modular Series, Movin' On Swivel Chaise with Milo Baughman Brushed Nickel Drum Table



thayer coggin
custom home furnishings

THAYER COGGIN designer furniture, artisan crafted in the USA and custom made to order. Select from hundreds of our in-house curated fabrics and leathers as well as numerous wood and metal finishes. To learn more, visit us online at thayercoggin.com



Movin' On Swivel Chaise



Milo Baughman Drum Tables



Back It Up Modular Sectional



Exceed the most comfortable of expectations.

Nowhere does comfort and contemporary design coexist more beautifully than in Stressless® furniture. Every piece that we make is designed to please both the eyes and the body. Look to the Stressless E200 sofa as a perfect example. Its simple lines and classic proportions exemplify the very best in contemporary Scandinavian design. Its ErgoAdapt® technology allows for the perfect sitting and lying positions. Add in the luxurious yet durable Ultrasuede® fabric option, and one has a modern masterpiece more comfortable than could possibly be imagined.

Visit StresslessDesign.com or call 855.553.9060 for more Stressless information.



©2015 Ekornes inc. All rights reserved.



The Green Indoors

How to make your home healthier with sustainable furniture.

Invested in the Earth. We think of “sustainable” as meaning made from material that is being replenished, such as wood that is being re-forested, however when it comes to furniture, choosing sustainable products means so much more. It means picking durable pieces made from eco-friendly materials – investments that will stand the test of time, and the test of nature. By learning more about sustainable furniture, we can do our part to help sustain our health and the health of the planet. Here are some ideas on how to find eco-friendly furniture, and what to look out for.

The Green, Green Grass of Home

Bamboo is an ultra fast-growing grass that is being used by many companies today. In fact, bamboo can be fully re-grown in just 5 years! It’s easy on the arches for flooring, and designers are also using it for everything from furniture to cutting boards.

Farm to Table

Wonderful pieces, such as coffee tables and chairs, are being made from old barn wood and vintage doors. Hundred year-old pine exudes a mellow richness

that no stain can ever duplicate. Salvaged wood that has been recovered from lakes and rivers also provides a unique patina.

Pop Art

Today, recycling has become elevated from a duty to an art form, with some furniture made from recycled pop cans, plastic, glass or mosaic tiles. Some couches are even filled with recycled plastic spun into fibers that are both durable and hypoallergenic. Trendy and durable – buying these products is another way to keep things out of landfill sites while adding some pop to your home décor.

Time After Time

Buying quality furniture is yet another way of helping the planet. Durable, quality furniture will last, as opposed to being later thrown in a landfill site, and can always be sold when we’re looking for a new look.

By choosing sustainable furniture, you’re improving and protecting the environment. You can sit pretty in your eco-friendly chair and feel good about yourself and your design choices too.



The SFC
The Sustainable Furnishings Council consists of furniture retailers and manufacturers committed to promoting healthy environments, inside and out.



Circle of Friends
Sustainable furnishings can cozy up to any of your existing pieces, and add instant impact.

Post. Modern.
Wooden furniture doesn’t have to be traditional. Sleek, modern stylings give a space a crisp, clean look.

Quality Time
Look for well-made pieces that will stand the test of time, and look great too.

MAKE YOUR HOME ITALIAN!



Chateau d'Aix[®]
ITALIA

POWER MOTION COMFORT
SECTIONAL IN LEATHER

PINNACLE
SEATINGSTUDIO.COM



FORM
FASHION
FUNCTION

Contemporary Home

kən' tempə, rere//hom/

WE'RE CONTEMPORARY DESIGN GROUP, an association of independent contemporary home furnishings retailers. Contemporary Home is our annual publication on trends, style, and interior design. We believe in going the extra mile to share our expertise with you and your family. That's because our member showrooms are all locally owned and operated—we're proud members of your community!

Contemporary Design Group members are passionate about keeping up with the latest designs, personally

visiting major furniture shows in the U.S. and abroad searching for the perfect pieces from the finest suppliers and manufacturers to bring back to your city. You're guaranteed to find unique items in our showrooms that you won't find in the typical chain furniture store. We also believe in looking out for our neighbors, so we sell our top quality furnishings at the most reasonable prices possible.

And if that wasn't enough, shopping at our member showrooms puts more money back into your local economy

1. Unique designs and styles hand selected by our talented designers.
2. Home furnishings that follow modern ideas and fashion in style and design.
3. A Contemporary Design Group publication, your local, independent experts in contemporary home furnishings.

through job creation, sponsoring community activities, and local & state taxes. It's a win-win for you, your home, and your hometown! Contemporary Design Group has member stores in 37 cities throughout the U.S., including the retailer featured in the issue that you're reading right now. Let us help you define contemporary in your home!

➔ To learn more, visit us at contemporaryhome.com



JESSE



26 independent retailers, 39 showrooms coast to coast.

Burlington Furniture
Burlington, VT

The Century House
Madison, WI

Circle Furniture
Throughout Massachusetts

Contents Interiors
Tucson, AZ

Decorum
Norfolk, VA

DoMA
Tampa and St. Petersburg, FL

Fishel's
Portland, OR

Forma Furniture
Boulder and Ft. Collins, CO

Hillside Furniture
Bloomfield Hills, MI

Houseworks
Indianapolis, IN

Indoor Furniture
Columbia, MD

Ironhorse Home
San Francisco Bay Area, CA

Jensen-Lewis
New York, NY

LaDiff
Richmond, VA

Lawrance Furniture
San Diego, CA

NIU Urban Living
McAllen, TX

PerLora / PerLora Leather
Pittsburgh, PA

Rosenthal Contemporary Furniture
Minneapolis, MN

San Francisco Design
Salt Lake City and Park City, UT

Scan Home
Anchorage, AK

Schoenfeld Interiors
Seattle and Bellevue, WA

Skandinavia Contemporary Interiors
Austin, TX

Sklar Furnishings
Boca Raton, FL

Suburban Contemporary Furnishings
Oklahoma City, OK

Surroundings Furniture and Design
Northfield, NJ

Tema Furniture
Albuquerque, NM

Find your store at contemporarydesign.com






FURNISHINGS®

6300 N. Federal Highway
Boca Raton, FL 33487

Open Mon – Sat 10-6, Sun 12-6
Evening hours by appointment

sklarfurnishings.com
Tel 561.440.8530

 sklarfurnishings

 @SklarFurnishing

 sklarfurnishing

 sklarfurnishings



Inspiration is
just one service
we offer.